



SMAART ULTRA CLEAR

PRODUCT DESCRIPTION

SMAART ULTRA (High Solid) Clearcoat is two pack material, designed to give excellent gloss and sharp image clarity through easy application, good flow and build. The product provide the highest standards of durability and chemical resistance to give superb, long-lasting finish.


FEATURES

- High UV Resistant.
- Easy to clean clear coat
- Suitable for high-quality partial or complete paintworks on cars, motorcycles, commercial vehicles.
- Gives very smooth flow and good levelling, Glossy

SURFACE PREPARATION

Must be applied on top of a clean, dry, dust free base coat surface (use of tack cloth is suggested to remove dirt & dust particles from the base coat surface before clear coat application.)

APPLICATION METHOD



Application Method	Pressure/bar	Nozzle/mm	Spray Passes	Thinner (%)
Gravity spray gun (high pressure)	2.5 - 3	1 -1.1	2 - 2.5	0 - 25
HVLP (low pressure)	2.5 - 3	1.3 -1.4	2 - 2.5	0 - 25

SMAART ULTRA CLEAR



Pot life:

1.5 hrs with Smart PU Medium Hardener @ 30°C
2 hrs with Smart PU Slow Hardener @ 30°C



Hardener:

Smart PU Medium Hardener
Smart PU Slow Hardener



Thinner:

Smart Clear Slow Thinner




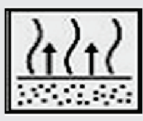



Drying Time:

Object temperature	Dust Dry/min	Set to touch	Ready for assembly	Sandable	Recoatable
30°C	30 - 50 min	5 h	12 h	NA	NA
60°C	NA	30 min	2 h	NA	NA

SMAART ULTRA CLEAR

TECHNICAL INFORMATION

	Colour : Colourless
	Mixing Ratio : 2 : 1 (by volume) (2 parts of Clear & 1 part of Hardener)
	Spraying Viscosity : 18 - 20 s FORD CUP #4
	Flash Off Time : 10 - 15 min. before oven drying
	Dry Coat Thickness : 50- 60 μm

Approx Coverage: 10 - 12 m²/l (for 50 - 60 μm DFT)

Storage :	1 year from the date of manufacturing at 30° C, if stored in a dark / dry place in a tightly closed container.
VOC Regulation :	EU limit value for this product (category B/c): 420 g/l This product contains max. 420 g/l of VOC.
Processing Conditions :	From +10°C and up to 80% relative air humidity. Ensure an adequate air ventilation.
Processing instructions:	Optimum application: apply a light continuous spray coat followed by 1 full spray coat.

This data sheet is for information purpose only. To our knowledge the data provided complies with the latest standard and is based on years of experience in the manufacture of our products. However the data is not binding and without warranty. Please follow recommendations stated on the relevant precautions stated on the product label. We reserve our right to make additions, deletions or modifications to the information at any time without prior notification.